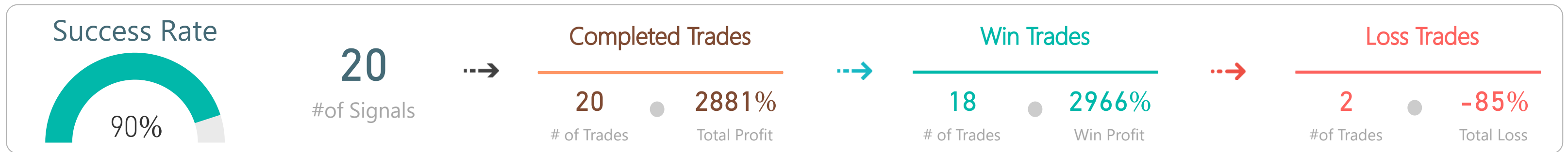
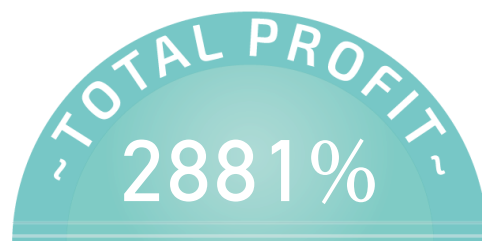




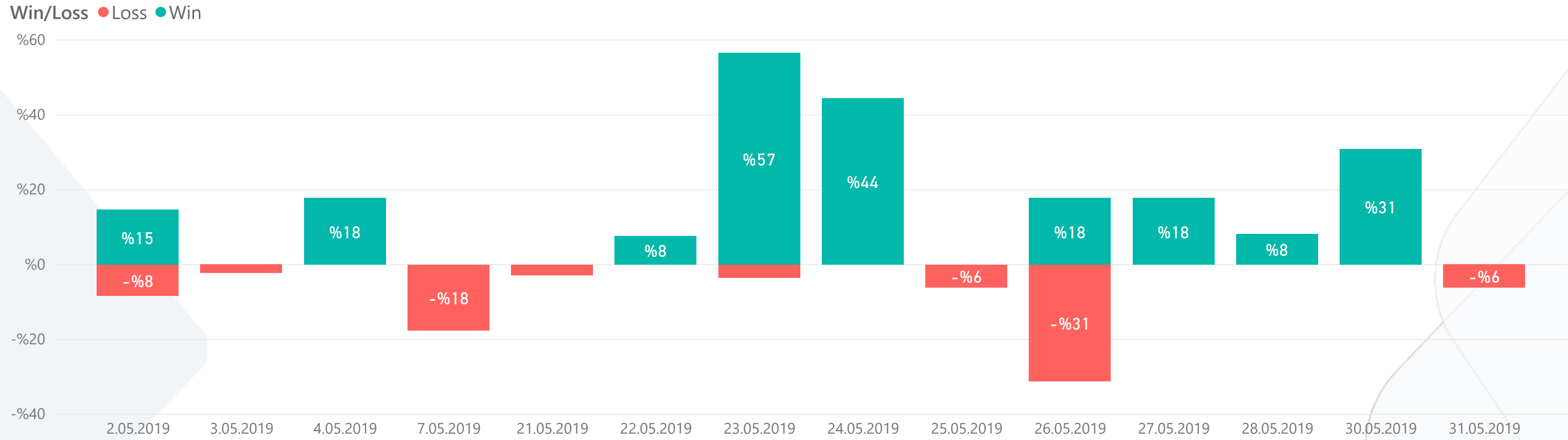
BitcoinThief
MAY 2019 TRADING REPORT
BITMEX ROBOT



BITMEX ROBOT REPORT MAY 2019



1) WIN & LOSS CHART



2) TOP WIN & LOSS TRADES

Signal Date	Coin	Buy Rate	Final Sell Rate	Total Profit	Trade Duration	Target
22.05.2019	GTO	0,00000405	0,00000530	%31	9 T3	
21.05.2019	QSP	0,00000305	0,00000370	%21	3 T3	
26.05.2019	SKY	0,00020800	0,00024500	%18	2 T3	
29.04.2019	EOS	4,33000000	5,10000000	%18	6 T3	
22.05.2019	POE	0,00000069	0,00000081	%17	3 T2	

Signal Date	Coin	Buy Rate	Stop Loss Rate	Loss	Trade Duration
4.05.2019	XVG	0,00000118	0,00000108	-%8	4
1.05.2019	NCASH	0,00000036	0,00000033	-%8	2
26.05.2019	SNGLS	0,00000218	0,00000200	-%8	1
22.05.2019	VET	0,00000097	0,00000089	-%8	5
26.05.2019	MATIC	0,00000315	0,00000290	-%8	1



LIST OF ALL TRADES

Signal Date	Currency	Lev.	Long/Short	Buy Rate	T1 Rate	T2 Rate	T3 Rate	T4 Rate	T5 Rate	T6 Rate	SL Rate	Profit/Loss	Dur. (Hours)
29.04.2019	XBT/USD	10	Long	5060.5	5230.0	5300.0	5350.0	5450.0			4870.0	%77	509,8
30.04.2019	ADA/BTC	20	Long	0.00001272	0.00001287	0.00001290	0.00001296	0.00001320	0.00001350		0.00001260	%123	185,1
30.04.2019	TRX/BTC	20	Long	0.00000443	0.00000448	0.00000451	0.00000458	0.00000462	0.00000470		0.00000437	%36	53,1
1.05.2019	XBT/USD	30	Short	5320.0	5270.0	5235.0	5200.0	5155.0	5080.0		5380.0	%28	55,2
1.05.2019	ETH/USD	20	Short	159.2	158.2	157.5	156.2	155.0	154.0	150.5	162.0	%21	70,9
2.05.2019	BCH/BTC	20	Short	0.05160000	0.05130000	0.05090000	0.05050000	0.05000000	0.04960000	0.04910000	0.05260000	%97	26,8
4.05.2019	ETH/USD	25	Short	161.5	160.5	160.0	159.4	158.5	157.2	156.0	164.0	-%39	11,3
4.05.2019	XBT/USD	25	Short	5625.0	5598.0	5580.0	5545.0	5500.0	5440.0	5380.0	5730.0	-%47	5,6
8.05.2019	XBT/USD	50	Long	5830.0	5870.0	5890.0	5910.0	5950.0			5793.0	%103	45,4
8.05.2019	ETH/USD	15	Long	167.0	170.2	171.0	174.0	178.0	182.0		165.7	%135	450,1
10.05.2019	XBT/USD	25	Short	6294.0	6255.0	6230.0	6180.0	6135.0	6100.0		6351.0	%25	21,9
13.05.2019	XBT/USD	100	Long	7375.0	7500.0	7650.0	7800.0	7920.0				%739	9,8
15.05.2019	XBT/USD	75	Long	8010.0	8100.0	8200.0	8300.0	8400.0				%365	50,4
19.05.2019	ETH/USD	50	Long	245.8	255.0							%188	2,8
19.05.2019	XBT/USD	10	Long	7910.0	8150.0	8220.0	8300.0	8460.0	8600.0		7428.0	%87	1218,3
24.05.2019	ETH/USD	7	Long	243.5	248.5	253.5	257.0	265.0			232.0	%62	239,5
24.05.2019	XBT/USD	10	Long	7801.5	7970.0	8060.0	8140.0	8250.0	8400.0		7640.0	%77	444,7
24.05.2019	XBT/USD	100	Long	7984.0	8100.0	8200.0	8300.0	8400.0				%521	330,6
27.05.2019	XBT/USD	100	Long	8720.0	8800.0	8900.0	9000.0				8650.0	%206	75,0
27.05.2019	BCH/USD	20	Long	505.0	510.0	513.0	516.0	520.0	524.0		500.0	%75	12,4

JOIN US



Looking for earn easy money

Without doing nothing ?

Want to start getting real profit ?

We provide fully automated robots!

Join us for stable and long-term profit

\$1200 USD - 6 months+35% commission (1x robot)

\$2200 USD - 1 year+35% commission (2x robots)

\$5000 USD - LIFETIME + No Commissions (2x Robots)



@boydoscassinis